

# Product Specification

WE ARE PLEASED IN SUBMITTING OUR SAMPLES WITH SPECIFICATION TO YOU FOR APPROVAL.

CUSTOMER: \_\_\_\_\_

DESCRIPTION: SFP 1x4 CAGE L48.975xW57.25xH11.85mm Press-fit Type  
\_\_\_\_\_

MNC P/N: S01-D01-P1N06-00  
\_\_\_\_\_

VERSION: X2  
\_\_\_\_\_

CUSTOMER P/N: \_\_\_\_\_

ISSUED DATE: 2018-08-15  
\_\_\_\_\_

PHOTO OF PRODUCT: \_\_\_\_\_  
\_\_\_\_\_

WEIGHT: \_\_\_\_\_

MADE IN: CHINA  
\_\_\_\_\_

APPROVED BY MNC		
PREPARED BY	CHECKED BY	APPROVED BY
JAY LUO	JACKSON LEE	KAISER CHEUNG

APPROVED BY CUSTOMER
SIGNATURE OR STAMP

- PLEASE SEND BACK US A COPY OF THE SPECIFICATION WITH YOUR STAMP OR SIGNATURE ONCE THE SAMPLES APPROVED.
- IT WILL BE DEEMED THE SAMPLES TO BE APPROVED IF NO FEEDBACK.

Part No. S01-D01-P1N06-00 Version: X2

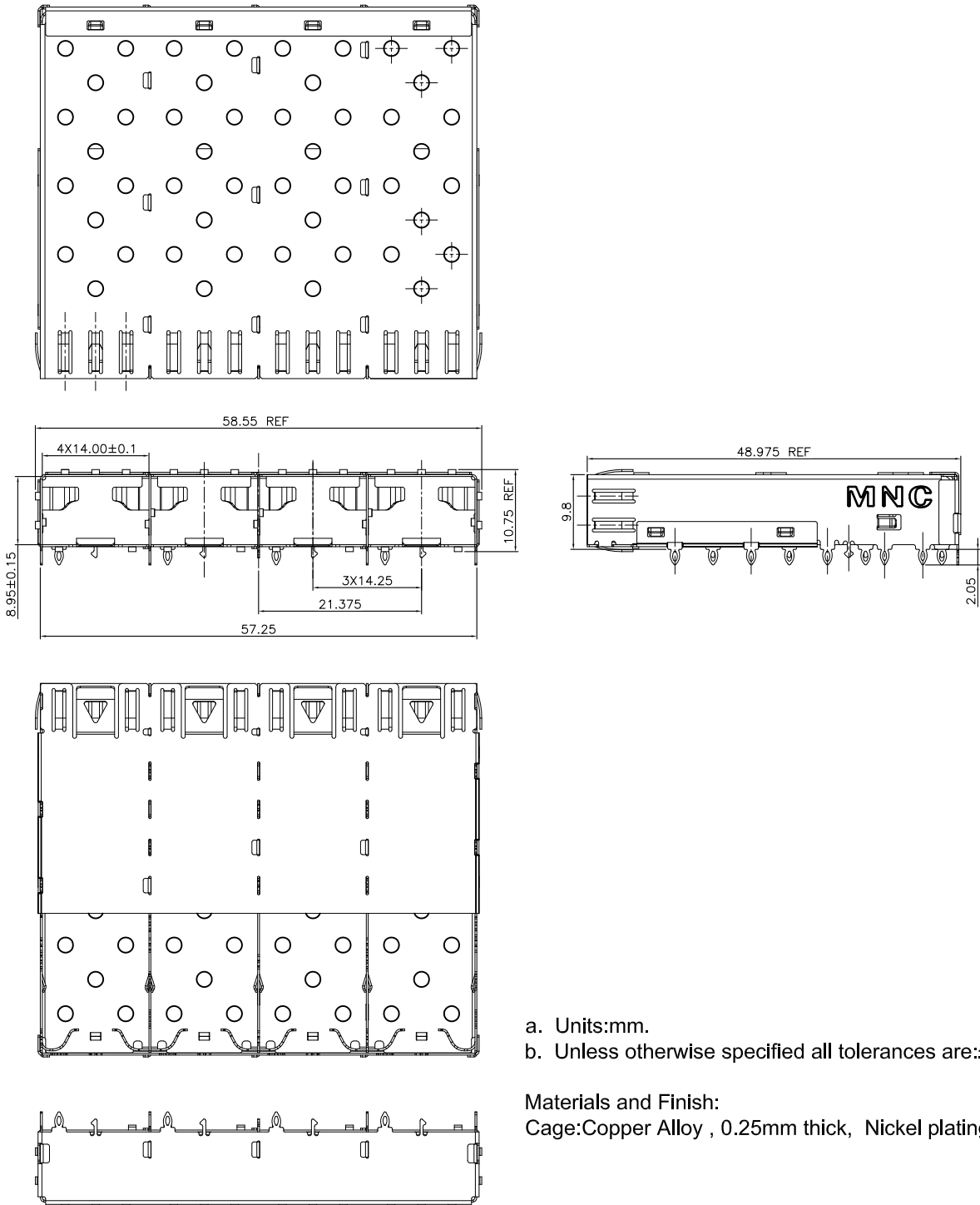
## INDEX

PRODUCT SPECIFICATION .....	1
INDEX CHANGE RECORD .....	2
1.MECHANICAL .....	3
2.RECOMMENDED PCB LAYOUT .....	4~5
3.PACKING .....	6

## CHANGE RECORD

REV.	DESCRIPTION (Content or Reason For Change)	DATE	REVISER
X0	INITIAL RELEASE	2017-07-16	JAY LUO
X1	DESIGN CHANGE	2017-10-18	JAY LUO
X2	PACKING CHANGE	2018-08-15	JAY LUO

**1.MECHANICAL:**

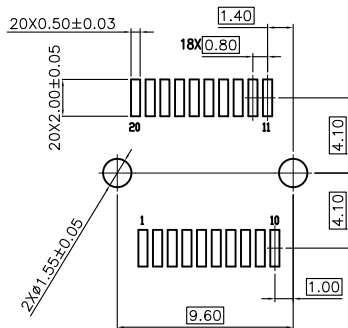
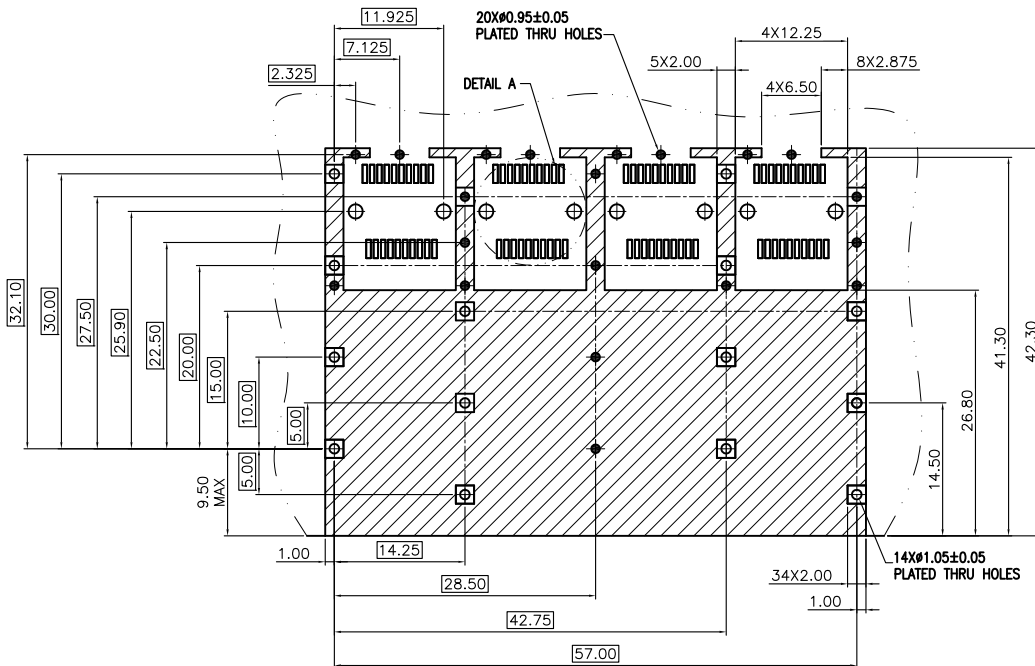


- a. Units:mm.
- b. Unless otherwise specified all tolerances are:±0.25

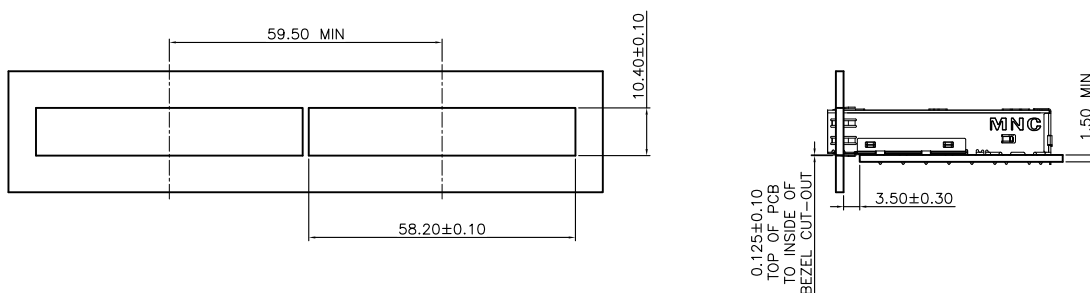
**Materials and Finish:**  
Cage:Copper Alloy , 0.25mm thick, Nickel plating.

Part No. S01-D01-P1N06-00 Version: X2

## 2. RECOMMENDED PCB LAYOUT



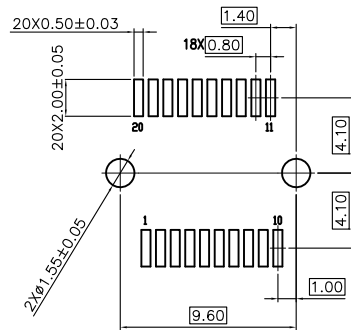
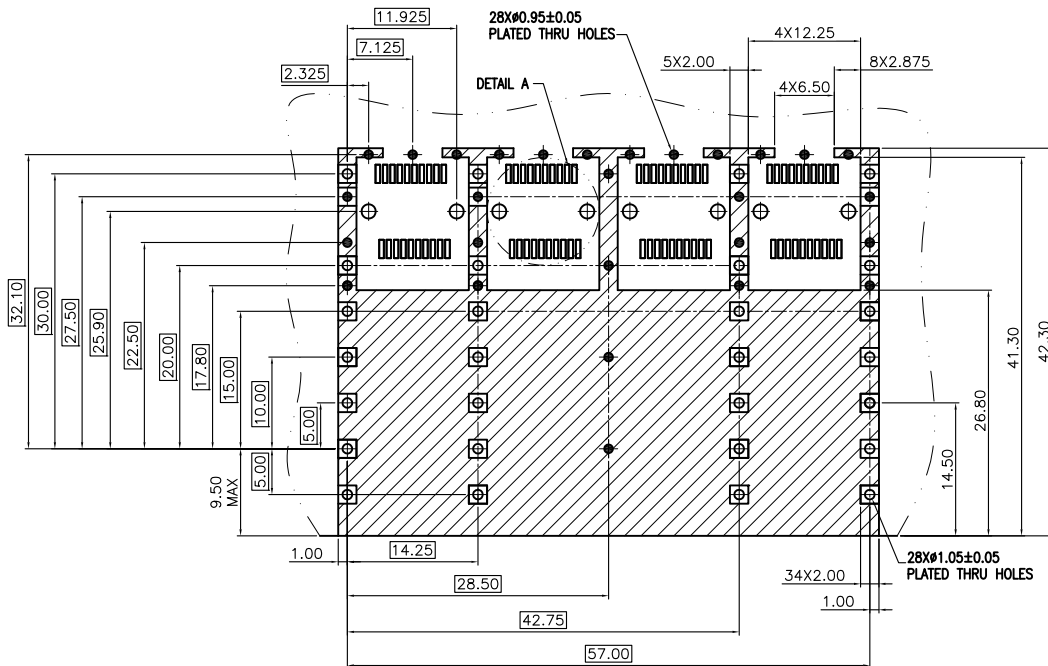
**DETAIL A**  
SCALE 2:1  
**PCB LAYOUT FOR SINGLE SIDE MOUNTING**  
(ALL TOLERANCES ARE: ±0.05)



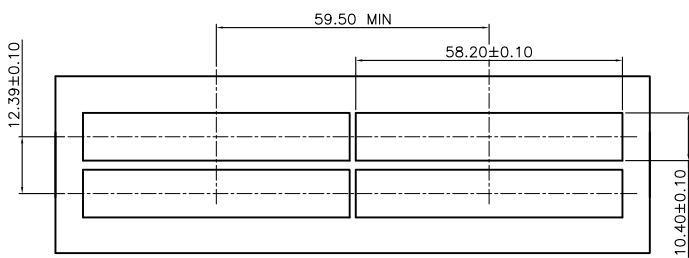
**BEZEL AND BOARD POSITION DIMENSIONS FOR SINGLE SIDE MOUNTING**  
SCALE 1:2

Part No. S01-D01-P1N06-00 Version: X2

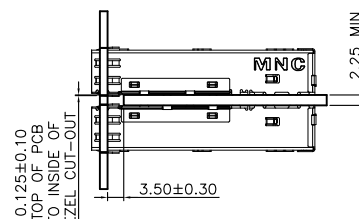
## 2. RECOMMENDED PCB LAYOUT



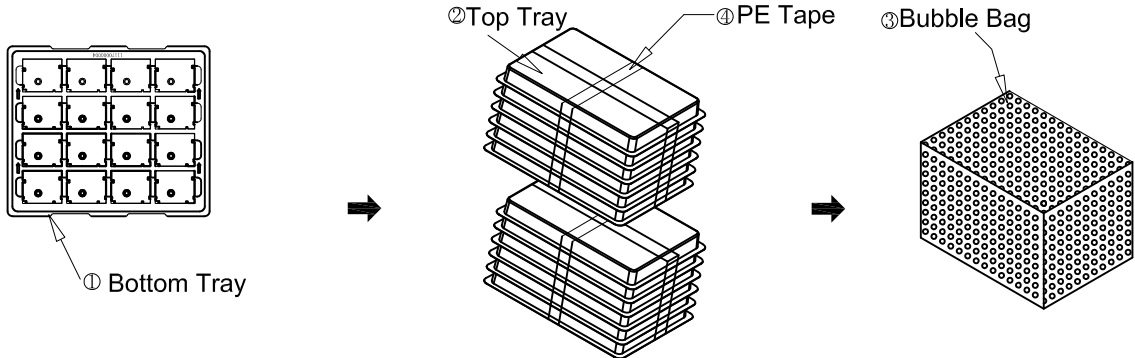
**DETAIL A**  
SCALE 2:1  
PCB LAYOUT FOR BELLY TO BELLY MOUNTING  
(ALL TOLERANCES ARE: ±0.05)



BEZEL AND BOARD POSITION DIMENSIONS FOR BELLY TO BELLY MOUNTING  
SCALE 1:2



**3.PACKING:**



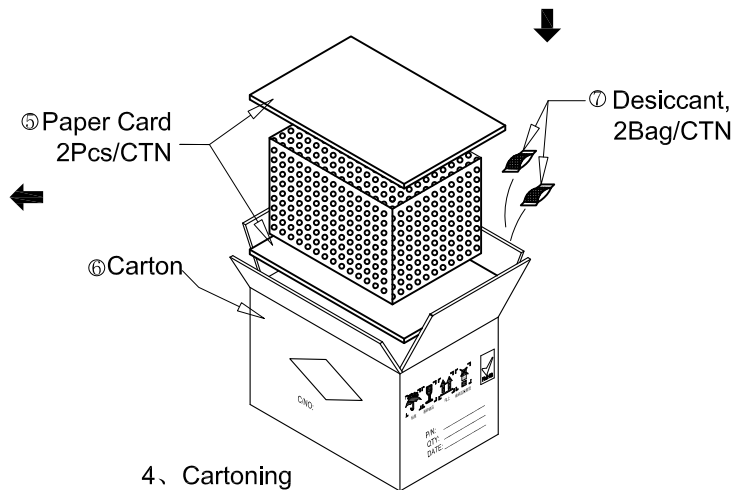
**1、Traying**  
a.Put 16PCS products passed test into bottom tray firstly ;  
b.Then cover top tray

**2、Packaging product**  
a.Take six trays as a stack(two stack)  
b.The stack is tightening around by PE tape

**3、Packaging the stack**  
a.The stack is packing by bubble bag and seal the bag mouth



**5、Sealing**  
Seal surfaces of carton onto I-shape as seen here with adhesive tape



**4、Cartoning**  
a.Put a paper card on bottom carton;  
b.Put stack products into carton;  
c.Finally cover another paper card on the top.

TABLE:

8	Adhesive Tape	Transparent Sealing Tape(No Mark)	RL	0.05	192PCS/CTN
7	Desiccant		BAG	2	
6	Carton		PCS	1	
5	Paper Cared		PCS	2	
4	PE Tape		KG	0.05	
3	Bubble Bag		PCS	1	192PCS/BAG
2	Top Tray		PCS	12	16PCS/TRAY
1	Bottom Tray		PCS	12	
NO.	NAME	DESCRIPTION	UNIT	Q'TY	NOTES

**NOTE:**  
Moisture Sensitive Level(MSL): Level 1